


Introductory sub-table (I)(a)



<b>Name of the Company</b> ASTRA MICROWAVE PRODUCTS LTD			
<b>Scrip Code, Name of the scrip, class of security:</b>			
Quarter ended: 31st December, 2014			
<b>Partly paid-up shares:-</b>	<b>No. of partly paid-up shares</b>	<b>As a % of total no. of partly paid-up shares</b>	<b>As a % of total no. of shares of the company</b>
Held by promoter/promoter group		#DIV/0!	0
Held by public		#DIV/0!	0
<b>Total - D</b>	<b>0</b>	<b>#DIV/0!</b>	<b>0</b>
<b>Outstanding convertible securities:-</b>	<b>No. of outstanding securities</b>	<b>As a % of total no. of outstanding convertible securities</b>	<b>As a % of total no. of shares of the company, assuming full conversion of the convertible securities</b>
Held by promoter/promoter group		#DIV/0!	0
Held by public		#DIV/0!	0
<b>Total - E</b>	<b>0</b>	<b>#DIV/0!</b>	<b>0</b>
<b>Warrants:-</b>	<b>No. of warrants</b>	<b>As a % of total no. of warrants</b>	<b>As a % of total no. of shares of the company, assuming full conversion of warrants</b>
Held by promoter/promoter group		#DIV/0!	0
Held by public		#DIV/0!	0
<b>Total - F</b>	<b>0</b>	<b>#DIV/0!</b>	<b>0</b>
<b>Total paid-up capital of the company, assuming full conversion of warrants and convertible securities</b>			<b>81825225</b>



**Statement Showing Shareholding Pattern**

Category code	Category of Shareholder	Number of Shareholders	Table (I)(a)				Total shareholding as a percentage of total number of shares		Shares Pledged or otherwise encumbered	
			Total number of shares	Number of shares held in dematerialized form	As a percentage of (A+B) <sup>1</sup>	As a percentage of (A+B+C)	Number of shares	As a percentage		
			(IV)	(V)	(VI)	(VII)	(VIII)	(IX) = (VIII)/(IV)*100		
(I)	(II)	(III)	(IV)	(V)	(VI)	(VII)	(VIII)	(IX) = (VIII)/(IV)*100		
<b>1</b>	<b>Shareholding of Promoter and Indian</b>									
(a)	Individuals/ Hindu Undivided Family	0	0	0	0.00	0.00	0	#DIV/0!		
(b)	Central Government/ State Government(s)	0	0	0	0.00	0.00	0	#DIV/0!		
(c)	Bodies Corporate	0	0	0	0.00	0.00	0	#DIV/0!		
(d)	Financial Institutions/ Banks	0	0	0	0.00	0.00	0	#DIV/0!		
(e)	Any Others(Specify)	0	0	0	0.00	0.00	0	#DIV/0!		
(e-i)	Directors	3	5449990	5449990	6.66	6.66	0	0.00		
(e-ii)	Director Relatives	20	8401549	8401549	10.27	10.27	0	0.00		
(e-iii)	Person Acting in Concern	0	0	0	0.00	0.00	0	#DIV/0!		
	<b>Sub Total(A)(1)</b>	<b>23</b>	<b>13851539</b>	<b>13851539</b>	<b>16.93</b>	<b>16.93</b>	<b>0</b>	<b>0.00</b>		
<b>2</b>	<b>Foreign</b>									
a	Individuals (Non-Residents Individuals/ Foreign Individuals)	1	870000	870000	1.06	1.06	0	0.00		
b	Bodies Corporate	0	0	0	0.00	0.00	0	#DIV/0!		
c	Institutions	0	0	0	0.00	0.00	0	#DIV/0!		
d	Qualified Foreign Investor	0	0	0	0.00	0.00	0	#DIV/0!		
e	Any Others(Specify)	0	0	0	0.00	0.00	0	#DIV/0!		
e-i		0	0	0	0.00	0.00	0	#DIV/0!		
e-ii		0	0	0	0.00	0.00	0	#DIV/0!		
	<b>Sub Total(A)(2)</b>	<b>1</b>	<b>870000</b>	<b>870000</b>	<b>1.06</b>	<b>1.06</b>	<b>0</b>	<b>0.00</b>		
	<b>Total Shareholding of Promoter and</b>	<b>24</b>	<b>14721539</b>	<b>14721539</b>	<b>17.99</b>	<b>17.99</b>	<b>0</b>	<b>0.00</b>		




2	Public	0	0	0	0	0	0	0	0	0	#DIV/0!
	Sub-Total (C)	0	0	0	0	0	0	0	0	0	#DIV/0!
	<b>GRAND TOTAL (A)+(B)+(C)</b>	34534	81825225	80560474			100.00		0		0.00




**(1)(b) Statement showing holding of securities (including shares, warrants, convertible securities) of persons belonging to the category "Promoter and Promoter Group"**

Sr. No.	Name of the shareholder	Details of Shares held		Encumbered shares (*)			Details of warrants		Details of convertible securities		Total shares (including underlying shares assuming full conversion of warrants and convertible securities) as a % of diluted share capital
		Number of shares held	As a % of grand total (A) + (B) + (C)	No.	As a percentage	As a % of grand total (A)+(B)+(C) of sub-clause (I)(a)	Number of warrants held	As a % total number of warrants of the same class	Number of convertible securities held	As a % total number of convertible securities of the same class	
		(III)	(IV)	(V)	(VI) = (V)/(III)*100	(VII)	(VIII)	(IX)	(X)	(XI)	(XII)
1	BHUMI REDDY MALLA REDDY ..	2417143	2.95	0.00	0.00	0.00		#DIV/0!		#DIV/0!	
2	RASHMI CHITRAKAR	1711552	2.09	0.00	0.00	0.00		#DIV/0!		#DIV/0!	
3	RAMYA CHITRAKAR	1705837	2.08	0.00	0.00	0.00		#DIV/0!		#DIV/0!	
4	PRAMEELAMMA CH.	1618461	1.98	0.00	0.00	0.00		#DIV/0!		#DIV/0!	
5	P A CHITRAKAR	1414386	1.73	0.00	0.00	0.00		#DIV/0!		#DIV/0!	
6	RENUKA CHITRAKAR	1264497	1.55	0.00	0.00	0.00		#DIV/0!		#DIV/0!	
7	T.SITARAMA REDDY .	870000	1.06	0.00	0.00	0.00		#DIV/0!		#DIV/0!	
8	PRASANNA LAKSHMI . B.	824759	1.01	0.00	0.00	0.00		#DIV/0!		#DIV/0!	
9	K MURALI MOHAN	821500	1.00	0.00	0.00	0.00		#DIV/0!		#DIV/0!	
10	A S R REDDY .	492727	0.60	0.00	0.00	0.00		#DIV/0!		#DIV/0!	
11	B VENKATA LAKSHMI .	381300	0.47	0.00	0.00	0.00		#DIV/0!		#DIV/0!	
12	LAKSHMI REDDY CHITTEPU ..	205450	0.25	0.00	0.00	0.00		#DIV/0!		#DIV/0!	
13	LAKSHMI DEVI CHITTEPU	180000	0.22	0.00	0.00	0.00		#DIV/0!		#DIV/0!	
14	PADMAVATHI CHITTEPU . .	161780	0.20	0.00	0.00	0.00		#DIV/0!		#DIV/0!	
15	RAMAKRISHNA REDDY PUTCHALAPALLI	156893	0.19	0.00	0.00	0.00		#DIV/0!		#DIV/0!	
16	BHUMIREDDY LAKSHMI	112500	0.14	0.00	0.00	0.00		#DIV/0!		#DIV/0!	
17	PRATHAP REDDY C .	90750	0.11	0.00	0.00	0.00		#DIV/0!		#DIV/0!	
18	VENKATAMMA CHITTEPU . .	75700	0.09	0.00	0.00	0.00		#DIV/0!		#DIV/0!	
19	VARADA REDDY BHUMIREDDY	63000	0.08	0.00	0.00	0.00		#DIV/0!		#DIV/0!	
20	VARADAMMA V .	62409	0.08	0.00	0.00	0.00		#DIV/0!		#DIV/0!	
21	CHANDRASEKARA REDDY G	49100	0.06	0.00	0.00	0.00		#DIV/0!		#DIV/0!	




22	SUBRAMANYAM J	29995	0.04	0.00	0.00	#DIV/0!	#DIV/0!
23	G THULASI DEVI	11750	0.01	0.00	0.00	#DIV/0!	#DIV/0!
24	NARAPU REDDY C V	50	0.00	0.00	0.00	#DIV/0!	#DIV/0!
			0.00	#DIV/0!	0.00	#DIV/0!	#DIV/0!
<b>TOTAL</b>		<b>14721539</b>	<b>17.99</b>	<b>0</b>	<b>0.00</b>	<b>0</b>	<b>#DIV/0!</b>

(\* The term "encumbrance" has the same meaning as assigned to it in regulation 28(3) of the SAST Regulations, 2011



**(D)(c)(i) Statement showing holding of securities (including shares, warrants, convertible securities) of persons belonging to the category "Public" and holding more than 1% of the total number of shares**

Sr. No.	Name of the shareholder	Number of shares held	Shares as a percentage of total number of shares {i.e., Grand Total (A)+(B)+(C) indicated in Statement at para (D)(a) above}	Details of warrants		Details of convertible securities		Total shares (including underlying shares assuming full conversion of warrants and convertible securities) as a % of diluted share capital
				Number of warrants held	As a % total number of warrants of the same class	Number of convertible securities held	% w.r.t total number of convertible securities of the same class	
1	LARSEN AND TOUBRO LIMITED	7950045	9.72	0	#DIV/0!	0	#DIV/0!	
2	HDFC TRUSTEE COMPANY LIMITED - HDFC	7124213	8.71	0	#DIV/0!	0	#DIV/0!	
3	DSP BLACKROCK MIP FUND	3369077	4.12	0	#DIV/0!	0	#DIV/0!	
4	AXIS MUTUAL FUND TRUSTEE LIMITED A/	3349682	4.09	0	#DIV/0!	0	#DIV/0!	
5	ATIM KABRA	3321211	4.06	0	#DIV/0!	0	#DIV/0!	
6	RELIANCE CAPITAL TRUSTEE CO LTD-REL	3293360	4.02	0	#DIV/0!	0	#DIV/0!	
7	STRATEGIC VENTURES FUND (MAURITIUS)	1939597	2.37	0	#DIV/0!	0	#DIV/0!	
8	ICICI PRUDENTIAL INFRASTRUCTURE FUN	1514852	1.85	0	#DIV/0!	0	#DIV/0!	
9	GANDHI SECURITIES & INVESTMENT PRIV	1051702	1.29	0	#DIV/0!	0	#DIV/0!	
10	SRIHARI RAO MALEMPATI.	870000	1.06	0	#DIV/0!	0	#DIV/0!	
			<b>0.00</b>	0	#DIV/0!	0	#DIV/0!	
		<b>33783739</b>	<b>41.29</b>	0	#DIV/0!	0	#DIV/0!	<b>0</b>
	<b>TOTAL</b>							



**(D)(c)(ii) Statement showing holding of securities (including shares, warrants, convertible securities) of persons (together with PAC) belonging to the category "Public" and holding more than 5% of the total number of shares of the company**

Sr. No.	Name(s) of the shareholder(s) and the Persons Acting in Concert (PAC) with them	Number of shares	Shares as a percentage of total number of shares i.e., Grand Total (A)+(B)+(C) indicated in Statement at para (D)(a) above}	Details of warrants		Details of convertible securities		Total shares (including underlying shares assuming full conversion of warrants and convertible securities) as a % of diluted share capital
				Number of warrants	As a % total number of warrants of the same class	Number of convertible securities held	% w.r.t total number of convertible securities of the same class	
1	LARSEN AND TOUBRO LIMITED	7950045	9.72	0	#DIV/0!	0	#DIV/0!	
2	HDFC TRUSTEE COMPANY LIMITE	7124213	8.71	0	#DIV/0!	0	#DIV/0!	
			0.00	0	#DIV/0!	0	#DIV/0!	
<b>TOTAL</b>		<b>15074258</b>	<b>18.42</b>	<b>0</b>	<b>#DIV/0!</b>	<b>0</b>	<b>#DIV/0!</b>	<b>0</b>







**(II)(a) Statement showing details of Depository Receipts (DRs)**

Sr. No.	Type of outstanding DR (ADRs, GDRs, SDRs, etc.)	Number of outstanding DRs	Number of shares underlying outstanding DRs	Shares underlying outstanding DRs as a percentage of total number of shares {i.e., Grand Total (A)+(B)+(C) indicated in Statement at para (I)(a) above}
1	Nil	0	0	0.00
<b>TOTAL</b>		<b>0</b>	<b>0</b>	<b>0.00</b>



